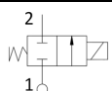


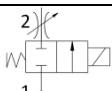
BRASS SOLENOID VALVE 99











- Coil size 42mm
- 2/2 way NC - Direct acting
- Cold / high temperature fluids
- Steam application
- ED 100%

Technical data					
Body material	Brass				
Seal material	EPDM – FPM – PTFE – RULON				
Tube material	Stainless steel				
Working fluids	Steam				
Electrical connection	6,3 x 0,8 fast-on terminal				
Insulation class	H				
220-230VAC 50-60Hz Approvals: CE; VDE	Power (VA)			20	
100-120VAC 60Hz Approvals: CE; UL					
12-24 VDC Approvals: CE	Power (W)			14	
Max temperature	Fluids				Ambient
	EPDM	FPM	PTFE	RULON	+80 °C (Version 230V/50Hz: 120°C)
	155°C	150°C	180°C	180°C	

Performance					
Pipes IN - OUT	Orifice size (mm)	Flow (m3/h)	MOPD (bar)		
			AC	DC	
¼ NPT - G ¼	2,8	0,250	11	6	
G ¾	3,5	0,360	10	5	
G ¼ - ¾ - ½	4,0	0,470	8	4	
G ¼ - ¾ - ½	5,5	0,560	6	2	
¼ NPT - G ¼	6,0	0,650	6	2	
G ½	7,0	0,730	5	1.5	

Performance (With flow rate regulation)					
Pipes IN - OUT	Orifice size (mm)	Flow (m3/h)	MOPD (bar)		
			AC	DC	
G ¼	2,4	0,230	11	6	
G ¼	2,8	0,300	11	6	
G ¼	3,5	0,480	10	5	
G ¼	5,5	0,415	6	2	

Hydraulic connection			
IN / OUT 1/4"NPT Series 9902 * 	IN / OUT G1/4" Series 9912 * 	IN / OUT G3/8" Series 9913 * 	IN / OUT G1/2" Series 9914 * 
IN / OUT G1/4" Series 9942 	IN / OUT 1/4"NPT Series 9947 	IN / OUT G1/4" + flow rate reg. Series 9922 ** 	IN / OUT G1/4" + flow rate reg. Series 9934 

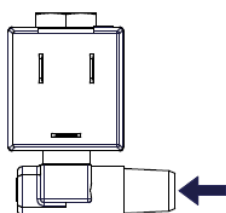
Notes

*: Stainless steel seat

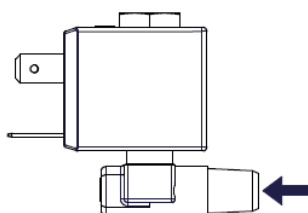
**: Stainless steel seat and Nichel plated body

Availability coil orientation

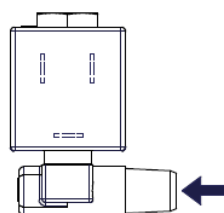
"A" (STANDARD)



"B"



"C"



"D"

